



RHODE ISLAND DEPARTMENT OF CORRECTIONS

Planning & Research Unit

40 Howard Avenue

Cranston, RI 02920

Phone: (401) 462-2611 Fax: (401) 462-2630

Restrictive Housing at RIDOC March, 2020

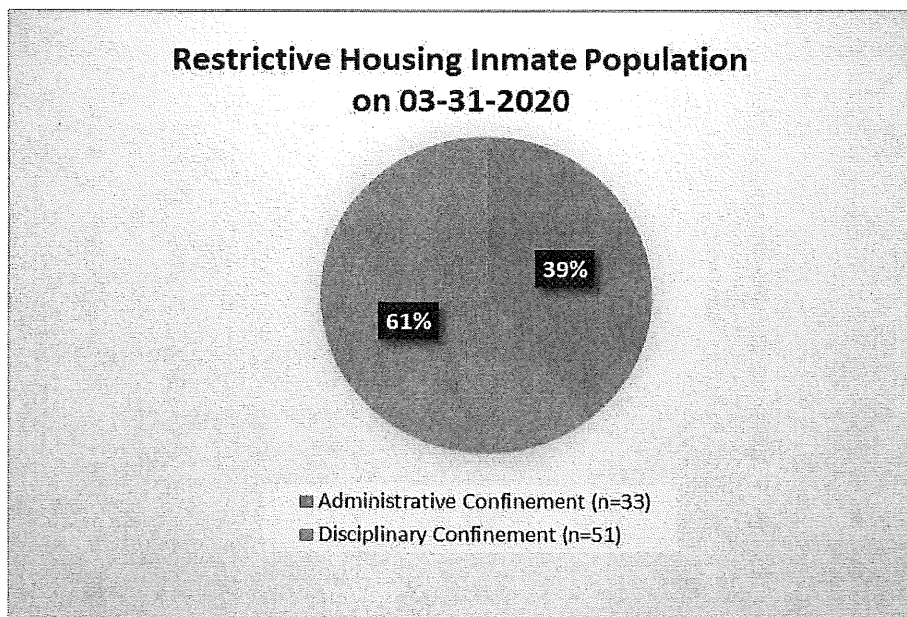
At the Rhode Island Department of Corrections (RIDOC) electronic data is currently maintained for restrictive housing inmates who are either classified to Administrative Confinement or sanctioned to Disciplinary Confinement. Additionally, data has recently become available to indicate those whose disciplinary confinement time has been administratively suspended. However, at this time, the available data is limited to Maximum and High Security.

To avoid over reporting by double counting inmates, where reporting number of inmates, data included in this report reflects an inmates "most serious" housing assignment. Therefore, if an inmate is classified to administrative confinement but also serving a sanction of disciplinary confinement time, the inmate will be counted as an administrative confinement inmate. However, where the data contained in this report discusses the number of sanctions or infractions that resulted in disciplinary confinement, all inmates sanctioned to disciplinary confinement are reported as well as all sanctions. This may result in more sanctions or infractions to report than individual inmates serving a sanction of disciplinary confinement time.

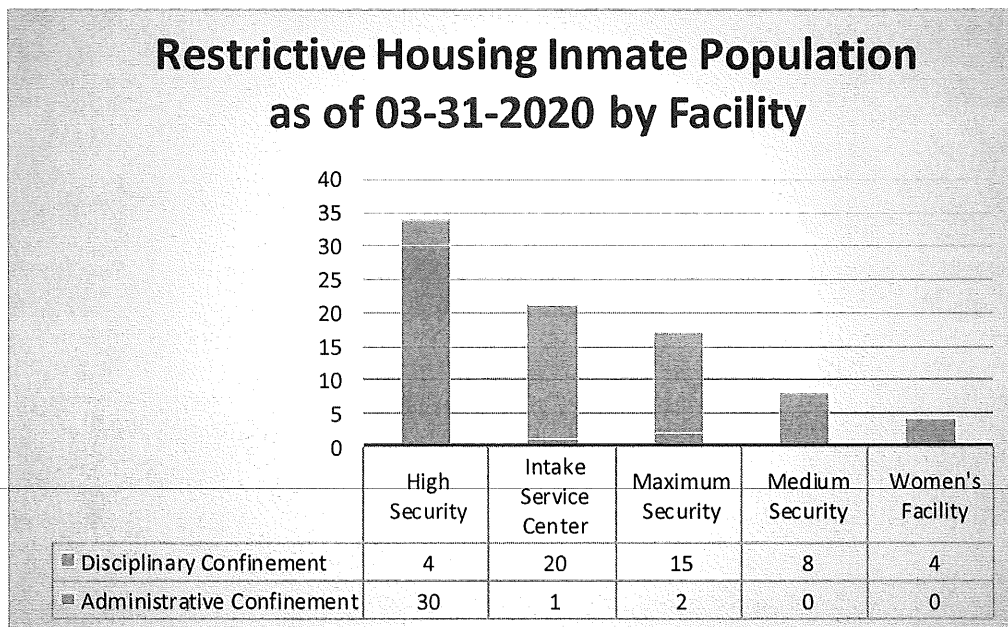
On March 31, 2020, 73 inmates were sanctioned to Disciplinary Confinement. However, for 10 inmates (14%), their term of disciplinary confinement has been administratively suspended. As some inmates who are serving a term of disciplinary confinement are also classified to Administrative Confinement this may mean they remain in restrictive housing due to their classification status.

These 10 suspended terms of disciplinary confinement are not used in calculations or descriptions of the restrictive housing data that follows.

On March 31, 2020, 84 inmates were held in Restrictive Housing at RIDOC



The majority of inmates classified to administrative confinement are housed at the High Security Center.



Percentage of population in restrictive housing

As of March 31, 2020, restrictive housing inmates represent 3.4% of the total inmate population at RIDOC.

Restrictive Housing Inmate Population and Total Inmate Population as of 03-31-2020

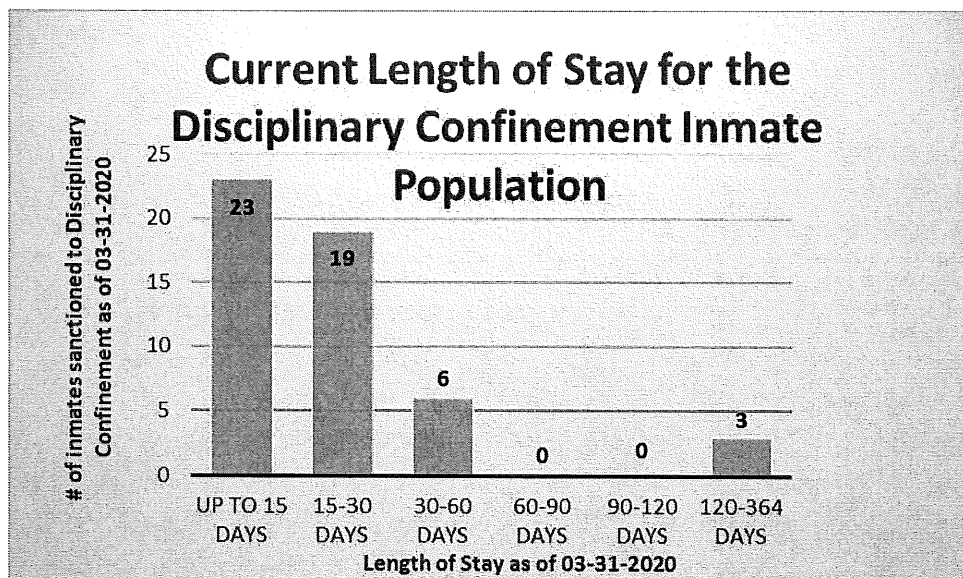
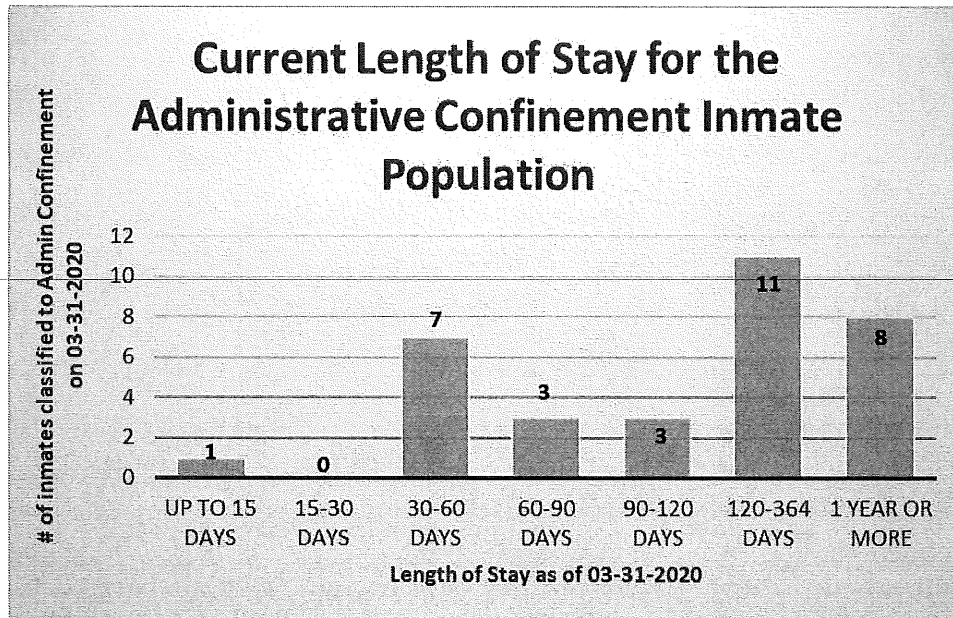
	Inmate Population	Most Serious Confinement Type		Total Restrictive Housing
		Administrative Confinement	Disciplinary Confinement	
SECURITY High Security	89	30 (33.7%)	4 (4.5%)	34 (38.2%)
Intake Service Center	737	1 (0.1%)	20 (2.7%)	21 (1.6%)
Maximum Security	399	2 (0.5%)	15 (3.8%)	17 (4.0%)
Medium Security	909	0 (0.0%)	8 (0.9%)	8 (2.1%)
Women's Facility	106	0 (0.0%)	4 (3.8%)	4 (3.8%)
Total Population	2444*	33 (1.4%)	51 (2.1%)	84 (3.4%)

*Total population includes all RIDOC inmate facilities (Minimum Security (n=204) is not listed here as restrictive housing inmates are not housed at Minimum Security)

Length of stay (LOS) for inmates in restrictive housing

Inmates LOS reflects the current amount of time they have consecutively served in restrictive housing through March 31, 2020 across all discipline sanctions and, if applicable, their classification to administrative confinement.

As administrative confinement is a classification and not a sanction, inmates in this status tend to stay longer than those sanctioned to disciplinary confinement.



Length of time inmates have been held in restrictive housing

In these tables, the mean, median, mode, minimum and maximum number of days stayed as March 31, 2020 are reported.

The **mean** is the average of all observed values (number of days in confinement). It can be skewed by very small or very large values (outliers).

The **median** is the values that falls in the middle of all observed values and is not influenced by outliers; it is truly the middle of the dataset.

The **mode** is the value that occurred most often.

The **minimum** is the least number of days stayed and the **maximum** is the greatest number of days stayed. Providing the minimum and the maximum values illustrates the range of values.

Administrative Confinement (n=33)		# of days in Confinement
	Mean	233
	Median	155
	Mode	45
	Minimum	15
	Maximum	1008

Disciplinary Confinement (n=51)		# of days in Confinement
	Mean	28
	Median	16
	Mode	8
	Minimum	8
	Maximum	295

Current Length of Stay in Confinement by Facility and Confinement Type

		Current Length of Stay	Number of Inmates	Percent
High Security	Administrative Confinement	up to 15 days	1	3.3
		15-30 days	0	0.0
		30-60 days	5	16.7
		60-90 days	3	10.0
		90-120 days	3	10.0
		120-364 days	10	33.3
		1 year or more	8	26.7
		Total	30	100.0
	Disciplinary Confinement	up to 15 days	3	75.0
		15-30 days	0	0.0
		30-60 days	0	0.0
		90-120 days	0	0.0
		120-364 days	1	25.0
Total		4	100.0	

		Current Length of Stay	Number of Inmates	Percent
Intake Service Center	Administrative Confinement	30-60 days	1	100.0
	Disciplinary Confinement	up to 15 days	9	45.0
15-30 days		7	35.0	
30-60 days		3	15.0	
120-364 days		1	5.0	
Total		20	100.0	

		Current Length of Stay	Number of Inmates	Percent
Maximum Security	Administrative Confinement	up to 15 days	0	0.0
		15-30 days	0	0.0
		30-60 days	1	50.0
		120-364 days	1	50.0
		Total	2	100.0
	Disciplinary Confinement	up to 15 days	6	40.0
		15-30 days	5	33.3
		30-60 days	3	20.0
		90-120 days	0	0.0
		120-364 days	1	6.7
Total	15	100.0		

		Current Length of Stay	Number of Inmates	Percent
Medium Security	Administrative Confinement		0	0.0
	Disciplinary Confinement	up to 15 days	4	50.0
		15-30 days	4	50.0
		30-60 days	0	0.0
	Total	8	100.0	

		Current Length of Stay	Number of Inmates	Percent
Women's Facility	Administrative Confinement			0
	Disciplinary Confinement	up to 15 days	1	25.0
		15-30 days	3	75.0
		Total	4	100.0

Infractions resulting in disciplinary confinement sanctions

Consistent with RIDOC policy, the data below shows that the longest terms of disciplinary confinement are reserved for the most serious infractions. On March 31, 2020, terms of disciplinary confinement of more than 30 days were only issued for violent infractions.

		Sanction Length categories							Total
		up to 15 days	15-30 days	30-60 days	60-90 days	90-120 days	120-364 days	1 year or more	
Infraction Category	CONTRABAND	0	4	0	0	0	0	0	4
	DISOBEDIENCE	1	12	0	0	0	0	0	13
	OTHER	0	1	0	0	0	0	0	1
	SEXUAL	0	2	0	0	0	0	0	2
	SUBSTANCE ABUSE	0	2	0	0	0	0	0	2
	SUBSTANCE POSSESSION	1	7	0	0	0	0	0	8
	VIOLENCE	3	13	8	6	0	2	4	36
Total Infractions		5	41	8	6	0	2	4	66